





ESTIMATED GROSS LETTABLE AREA

	Warehouse	3,759 sq. metres
	Offices/Amenities East	258 sq. metres
	Amenities West	94 sq. metres
	Comp. Room	36 sq. metres

Total Gross L.A. 4,147 sq. metres
Site (approx.) 6,741 sq. metres

Complies with the PCA Method of Measurement

